


!" "

& \$!




Roll the bucket of waxed concrete before opening it to decompact it.



) . . .

+ -

!




')

% -)



2)


3 ')) -



4

& !

" !



! -

5 (5

& ! \$

!



!

-

-



& -

5

)

-

-

" !



*
!

5) _)

pdfelement

Step: Implementation of waxed concrete on the floor.

Sanding



24 hours after applying the 2nd coat, sand with a hand sander the surface with a disc of 80 then 120.



To facilitate sanding on edges or corners, use the sanding pad.



Sanding clears the waxed concrete and accentuates the strike effects.

The shades of white will disappear with the varnish. After sanding, dust off before varnishing.