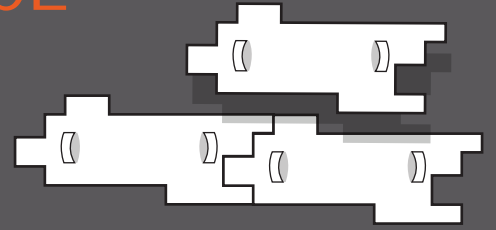
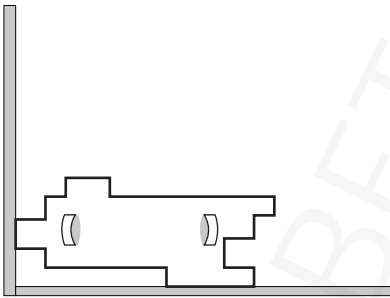


# INSTALLATION DE LA MATRICE "APPIAN COBBLESTONE"

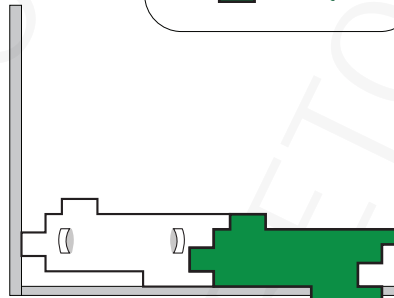
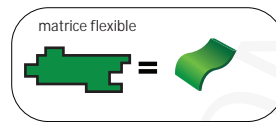


1.



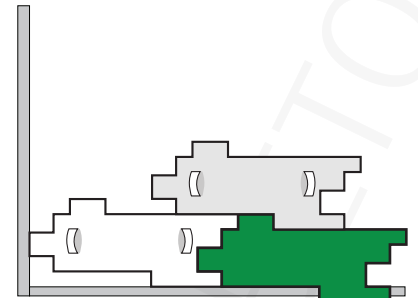
Aligner les pointes de la matrice sur le bord du coffrage.

2.

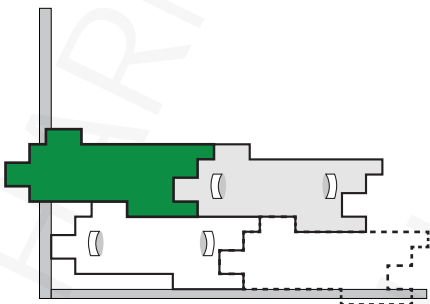


Utiliser la matrice flexible pour imprimer en bordure.

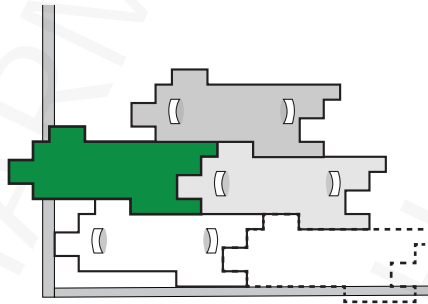
3.



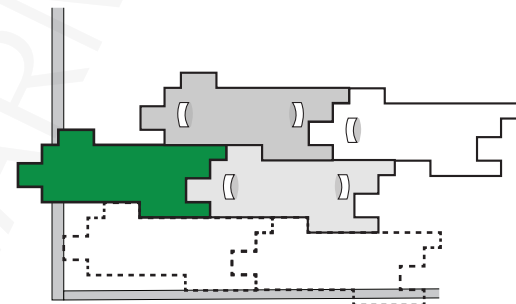
4.



5.



6.



## ■ ASTUCE POUR LA FINITION:

Utiliser une petite texture (45 cm) ou un rouleau pour imprimer les bords le long d'un mur ou dans les coins difficilement accessibles.

